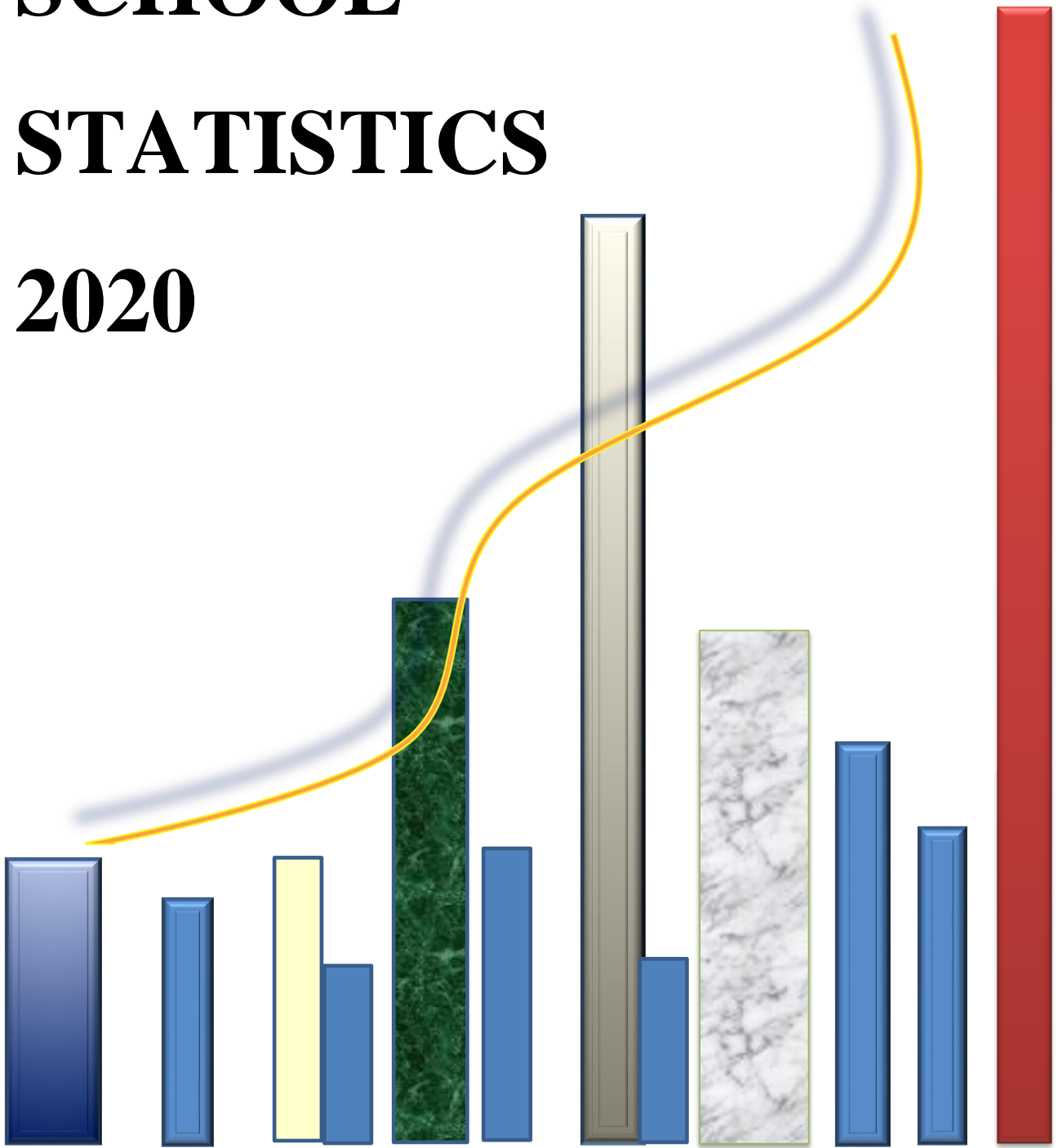


SCHOOL STATISTICS 2020



FOREWORD

School statistics provide the true figures that would no doubt, facilitate in achieving the targets of the education sector relating to the pledges of the government. *School Statistics* issued by the Ministry of Education since 1986 has been providing important information to policymakers, educational planners, administrators, researchers and other stakeholders with effective statistical information as it is believed that statistics provide the data to measure, control and communicate uncertainty directing the course of scientific and societal advances.

The Ministry of Education takes the pride of issuing *School Statistics 2020* to present the latest figures of school based statistics that would further enhance the successful implementation of the programs and projects by the respective agents of the government as well as the NGOs and private agencies that contribute wholeheartedly to the betterment of the Maldivian society at large.

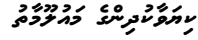
Policy, Planning and Research Division of the Ministry of Education appreciate the contributions made by the schools for providing the data necessary for this compilation. The various bodies within the Ministry of Education are mentioned in this word of appreciation for their valuable contribution and continuous support offered all throughout in the preparation of this book. The Ministry of education would also like to extend a word of gratitude to National Bureau of Statistics (NBS) for providing data on population.

It is hoped that *School Statistics 2020* will serve its purpose well in providing significant statistical information to various agents of the education sector.

SCHOOL STATISTICS 2020

TABLE OF CONTENTS

	Pages
INTRODUCTION	
STUDENT INFORMATION	1
NUMBER OF STUDENTS BY GRADE, SECTOR AND GENDER	2
NUMBER OF STUDENTS BY GRADE AND REGION	3
NUMBER OF STUDENTS BY GRADE AND REGION	4
GROSS AND NET ENROLMENT RATE (%)	5
ENROLMENT PRE-PRIMARY AGE IN GRADE BY PROVIDER	6
ENROLMENT PRIMARY AGE IN GRADE (ALL SCHOOLS)	7
ENROLMENT SECONDARY AGE IN GRADE (ALL SCHOOLS)	8
NUMBER OF SCHOOLS BY PROVISION	9
TEACHERS AND STUDENTS OF EDUCATIONAL INSTITUTIONS, BY LOCALITY	10
TEACHERS INFORMATION	11
STUDENT ENROLMENT BY ATOLLS, ISLANDS AND LEVEL	12
STUDENT ENROLMENT BY ATOLLS, ISLANDS AND LEVEL	13
STUDENT ENROLMENT BY ATOLLS, ISLANDS AND LEVEL	14
STUDENT ENROLMENT BY ATOLLS, ISLANDS AND LEVEL	15
STUDENT ENROLMENT BY ATOLLS, ISLANDS AND LEVEL	16
STUDENT ENROLMENT BY ATOLLS, ISLANDS AND LEVEL	17
STUDENT ENROLMENT BY ATOLLS, ISLANDS AND LEVEL	18
STUDENT ENROLMENT BY ATOLLS, ISLANDS AND LEVEL	19
STUDENT ENROLMENT BY ATOLLS, ISLANDS AND LEVEL	20
STUDENT ENROLMENT BY ATOLLS, ISLANDS AND LEVEL	21



STUDENT INFORMATION
2020

	Number of students by gender and Key stage								Number of students by gender and Sector				
	Pre-K	K	KS1	KS2	KS3	KS4	KS5	Total		Government	Private	Community	
Male	2363	7133	11770	11290	6594	5625	1564	46339	Male	38682	5864	1793	46339
Female	2257	6958	10659	10682	6208	5366	2024	44154	Female	36446	5739	1969	44154
Total	4620	14091	22429	21972	12802	10991	3588	90493	Total	75128	11603	3762	90493

	Number of students by Key stage and sector								Number of students by Key stage and Locality								
	Pre-K	K	KS1	KS2	KS3	KS4	KS5	Total		Pre-k	K	KS1	KS2	KS3	KS4	KS5	Total
Government	1	9093	20757	20621	12025	10253	2378	75128	Male' City	3231	5023	7700	7523	4453	3955	2271	34156
Private	4095	3674	1299	1055	521	313	646	11603	Addu City	229	736	1261	1317	775	709	372	5399
Community	524	1324	373	296	256	425	564	3762	Fuv City	188	348	601	668	344	286	85	2520
									Atolls	972	7984	12867	12464	7230	6041	860	48418
Total	4620	14091	22429	21972	12802	10991	3588	90493	Total	4620	14091	22429	21972	12802	10991	3588	90493

NUMBER OF STUDENTS BY GRADE, SECTOR AND GENDER

2020

		Number of students by Grade, sector and Gender																
		BN	N	LKG	UKG	GR1	GR2	GR3	GR4	GR5	GR6	GR7	GR8	GR9	GR10	GR11	GR12	Total
Government	M	0	1	2265	2359	3474	3674	3764	3589	3557	3477	3338	2884	2642	2620	612	426	38682
	F	0	0	2212	2257	3185	3313	3347	3269	3411	3318	3046	2757	2594	2397	764	576	36446
	T	0	1	4477	4616	6659	6987	7111	6858	6968	6795	6384	5641	5236	5017	1376	1002	75128
Individual	M	740	1349	951	873	252	209	230	190	172	156	158	115	102	68	159	140	5864
	F	754	1252	947	903	198	211	199	202	178	157	144	104	74	69	186	161	5739
	T	1494	2601	1898	1776	450	420	429	392	350	313	302	219	176	137	345	301	11603
Public Private Partnership	M																	0
	F																	0
	T																	0
Community	M	82	191	329	356	54	60	53	59	59	31	33	66	93	100	137	90	1793
	F	75	176	324	315	81	61	64	52	63	32	61	96	119	113	183	154	1969
	T	157	367	653	671	135	121	117	111	122	63	94	162	212	213	320	244	3762
Total	M	822	1541	3545	3588	3780	3943	4047	3838	3788	3664	3529	3065	2837	2788	908	656	46339
	F	829	1428	3483	3475	3464	3585	3610	3523	3652	3507	3251	2957	2787	2579	1133	891	44154
	T	1651	2969	7028	7063	7244	7528	7657	7361	7440	7171	6780	6022	5624	5367	2041	1547	90493

NUMBER OF STUDENTS BY GRADE AND REGION

Continued

2020

Number of Students by grade and region																	
Government	Gender	BN	N	LKG	UKG	GR1	GR2	GR3	GR4	GR5	GR6	GR7	GR8	GR9	GR10	GR11	GR12
HA	M	11	13	144	161	180	172	179	149	166	179	150	132	106	121	16	12
	F	3	12	164	166	151	148	157	151	161	154	128	111	113	106	7	24
	T	14	25	308	327	331	320	336	300	327	333	278	243	219	227	23	36
HDH	M	1	16	236	243	261	285	292	280	254	220	227	219	166	172	20	21
	F	3	13	221	230	256	247	243	241	248	222	206	188	154	152	32	34
	T	4	29	457	473	517	532	535	521	502	442	433	407	320	324	52	55
SH	M	0	1	154	149	165	162	186	180	173	140	145	122	111	119	29	21
	F	0	0	143	146	137	129	155	157	175	142	142	143	130	122	32	24
	T	0	1	297	295	302	291	341	337	348	282	287	265	241	241	61	45
N	M	14	32	140	127	142	131	144	146	158	122	130	101	99	82	7	14
	F	11	30	142	120	126	127	159	128	146	124	111	98	85	91	16	16
	T	25	62	282	247	268	258	303	274	304	246	241	199	184	173	23	30
R	M	39	61	187	188	191	198	210	191	199	169	182	160	140	158	18	18
	F	49	43	192	169	195	190	197	177	204	185	136	149	157	104	31	21
	T	88	104	379	357	386	388	407	368	403	354	318	309	297	262	49	39
B	M	4	13	94	91	103	105	120	122	113	100	97	93	96	92	15	9
	F	0	7	102	101	103	100	94	108	120	89	97	73	71	90	21	19
	T	4	20	196	192	206	205	214	230	233	189	194	166	167	182	36	28
LH	M	30	45	101	76	108	98	86	75	96	78	74	75	67	66	10	15
	F	29	43	91	92	99	91	81	95	87	81	84	65	83	74	9	12
	T	59	88	192	168	207	189	167	170	183	159	158	140	150	140	19	27
K	M	19	16	138	141	135	138	154	130	125	142	120	112	93	90	0	0
	F	18	22	134	120	124	131	149	116	99	129	97	104	83	86	0	0
	T	37	38	272	261	259	269	303	246	224	271	217	216	176	176	0	0
AA	M	8	13	78	79	87	107	84	78	97	86	95	55	74	57	4	6
	F	8	12	74	80	76	80	83	78	81	80	75	69	51	58	5	5
	T	16	25	152	159	163	187	167	156	178	166	170	124	125	115	9	11
ADH	M	17	38	109	108	112	110	122	121	98	114	85	71	65	85	0	0
	F	22	32	100	113	81	112	100	93	102	87	88	71	82	60	0	2
	T	39	70	209	221	193	222	222	214	200	201	173	142	147	145	0	2
V	M	0	0	15	16	23	15	16	10	18	24	16	14	11	14	0	0
	F	0	0	22	15	10	17	24	21	9	18	11	11	11	8	0	0
	T	0	0	37	31	33	32	40	31	27	42	27	25	22	22	0	0
M	M	0	0	58	46	57	53	59	62	53	68	48	45	37	30	11	2
	F	0	0	40	51	58	51	37	55	62	49	48	54	42	33	6	5
	T	0	0	98	97	115	104	96	117	115	117	96	99	79	63	17	7
F	M	0	0	66	75	72	68	62	50	63	59	54	65	42	34	14	11
	F	0	0	58	53	59	61	54	56	57	55	47	50	48	36	17	20
	T	0	0	124	128	131	129	116	106	120	114	101	115	90	70	31	31

NUMBER OF STUDENTS BY GRADE AND REGION
2020

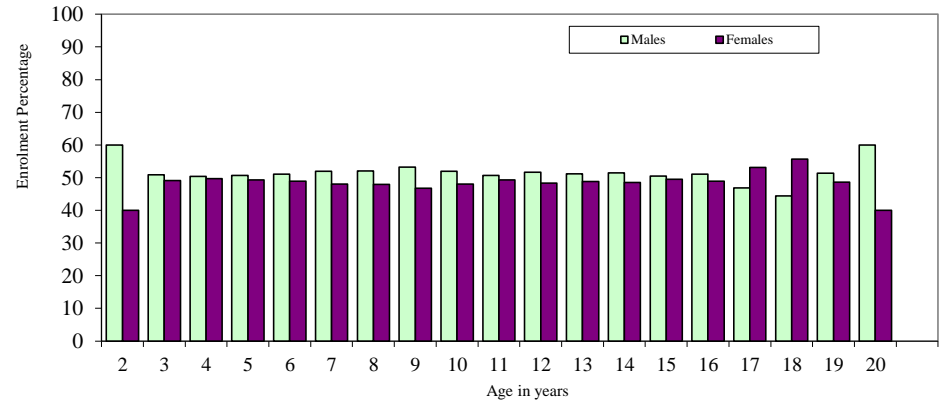
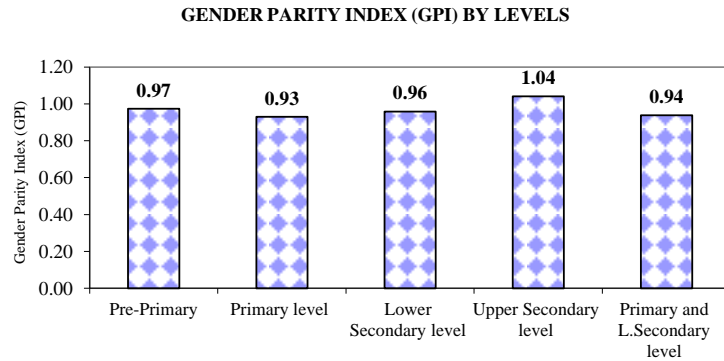
		Number of Students by grade and region															
Government	Gender	BN	N	LKG	UKG	GR1	GR2	GR3	GR4	GR5	GR6	GR7	GR8	GR9	GR10	GR11	GR12
Dh	M	13	15	65	53	53	93	68	61	85	65	68	58	54	46	8	10
	F	6	18	61	72	62	80	71	75	82	59	65	66	60	38	10	15
	T	19	33	126	125	115	173	139	136	167	124	133	124	114	84	18	25
Th	M	7	4	111	105	124	124	128	144	112	105	121	92	69	73	27	2
	F	7	6	98	107	111	108	126	132	108	107	120	92	85	59	16	3
	T	14	10	209	212	235	232	254	276	220	212	241	184	154	132	43	5
L	M	5	7	140	157	167	153	160	155	154	160	178	134	122	113	13	15
	F	7	7	141	147	138	141	132	131	126	161	142	134	119	86	18	19
	T	12	14	281	304	305	294	292	286	280	321	320	268	241	199	31	34
GA	M	15	23	74	76	95	99	96	93	83	94	95	90	79	73	4	3
	F	12	23	78	75	71	104	88	80	70	95	78	84	83	77	3	11
	T	27	46	152	151	166	203	184	173	153	189	173	174	162	150	7	14
GD	M	7	21	115	127	133	141	173	127	128	137	132	122	123	123	13	10
	F	5	16	108	115	111	105	128	130	120	135	120	96	107	95	18	11
	T	12	37	223	242	244	246	301	257	248	272	252	218	230	218	31	21
Gn	M	26	73	76	102	102	100	111	113	134	105	87	74	66	73	17	11
	F	26	63	87	83	87	111	90	88	112	116	95	88	75	72	28	29
	T	52	136	163	185	189	211	201	201	246	221	182	162	141	145	45	40
Sn	M	27	84	177	188	219	241	202	243	218	211	213	192	162	176	146	26
	F	34	84	164	207	205	203	191	198	220	227	192	178	175	196	177	23
	T	61	168	341	395	424	444	393	441	438	438	405	370	337	372	323	49
Male city	M	579	1066	1267	1280	1251	1350	1395	1308	1261	1286	1212	1039	1055	991	536	450
	F	589	997	1263	1213	1204	1249	1251	1213	1263	1192	1169	1033	973	936	687	598
	T	1168	2063	2530	2493	2455	2599	2646	2521	2524	2478	2381	2072	2028	1927	1223	1048
Total		1651	2969	7028	7063	7244	7528	7657	7361	7440	7171	6780	6022	5624	5367	2041	1547

GROSS AND NET ENROLMENT RATE (%)

2020

Level / Age Group	Population			Enrolment (Official age)			Enrolment			Gross Enrolment Ratio			Net Enrolment Ratio		
	Male	Female	Both Sexes	Male	Female	Both Sexes	Male	Female	Both Sexes	Male	Female	Both Sexes	Male	Female	Both Sexes
Pre-Primary (NUR-UKG): Age 3-5	10781	10378	21159	7948	8457	16405	8674	8386	17060	80.5	80.8	80.6	73.7	81.5	77.5
* Primary level (Gr. 1 - 7) : Age 6 - 12	26,814	24,897	51711	23743	22033	45776	26589	24592	51181	99.2	98.8	99.0	88.5	88.5	88.5
Lower Secondary level (Gr. 8 - 10) : Age 13 - 15	8,718	8,359	17077	6254	6161	12415	8690	8323	17013	99.7	99.6	99.6	71.7	73.7	72.7
Upper Secondary level (Gr. 11 - 12) : Age 16 - 17	8,235	7,794	16029	1498	1959	3457	1564	2024	3588	19.0	26.0	22.4	18.2	25.1	21.6
Primary and L. Secondary level (Gr. 1 - 10) : Age 6 - 15	35532	33256	68788	29997	28194	58191	35279	32915	68194	99.3	99.0	99.1	84.4	84.8	84.6

AGE- SPECIFIC ENROLMENT RATES BY GENDER, 2020



Note: The closer the GPI is to 0, the greater is the gender disparity in favour of males. A GPI of 1.0 on the other hand, indicates gender parity. A GPI greater than 1.0 indicates a gender disparity in favor of females, meaning more females than males attend school.

ENROLMENT BY LEVEL
2020

ENROLMENT BY LEVEL			
	2020		
	Male	Female	Both Sex
Pre-Primary (NUR-UKG): Age 3 - 6	8,674	8,386	17,060
Primary level (Gr. 1 - 6) : Age 6 - 11	23,060	21,341	44,401
Secondary level (Gr. 7 - 8) : Age 12 - 13	6,594	6,208	12,802
Secondary level (Gr. 9 - 10) : Age 14 - 15	5,625	5,366	10,991
Upper Secondary level (Gr. 11 - 12) : Age 16 - 17	1,564	2,024	3,588
	45,517	43,325	88,842

گورنمنٹ پرائمری اسکولوں میں ۲۰۲۰ء کی تعلیمی سال کے آغاز میں (پندرہ سال سے کم عمر) بچوں کی رجسٹریشن

ENROLMENT PRE-PRIMARY AGE IN GRADE BY PROVIDER

2020

Institution Provider	Age	Nursery			LKG			UKG			Total		
		Male	Female	Both sexes	Male	Female	Both sexes	Male	Female	Both sexes	Male	Female	Both sexes
All Schools	< 3	3	2	5							3	2	5
	3	395	380	775	3	3	6		1	1	398	384	782
	4	1131	1042	2173	827	887	1714	4	6	10	1962	1935	3897
	5	10	4	14	2698	2588	5286	801	825	1626	3509	3417	6926
	6	1		1	12	3	15	2768	2631	5399	2781	2634	5415
	7				1	1	2	10	8	18	11	9	20
Total		1540	1428	2968	3541	3482	7023	3583	3471	7054	8664	8381	17045

Institution Provider	Age	Nursery			LKG			UKG			Total		
		Male	Female	Both sexes	Male	Female	Both sexes	Male	Female	Both sexes	Male	Female	Both sexes
Government	< 3												
	3				2	2	4				2	2	4
	4	1		1	515	539	1054	1	2	3	517	541	1058
	5				1740	1670	3410	526	525	1051	2266	2195	4461
	6				4		4	1828	1721	3549	1832	1721	3553
	7				1	1	2	1	6	7	2	7	9
Total		1		1	2262	2212	4474	2356	2254	4610	4619	4466	9085

Institution Provider	Age	Nursery			LKG			UKG			Total		
		Male	Female	Both sexes	Male	Female	Both sexes	Male	Female	Both sexes	Male	Female	Both sexes
Community & Private	< 3	3	2	5							3	2	5
	3	395	380	775	1	1	2		1	1	396	382	778
	4	1130	1042	2172	312	348	660	3	4	7	1445	1394	2839
	5	10	4	14	958	918	1876	275	300	575	1243	1222	2465
	6	1		1	8	3	11	940	910	1850	949	913	1862
	7						9	2	11	9	2	11	
Total		1539	1428	2967	1279	1270	2549	1227	1217	2444	4045	3915	7960

تعمیراتی و تعلیمی محکمہ، حکومت سندھ (پرائمری اسکول)

ENROLMENT PRIMARY AGE IN GRADE (ALL SCHOOLS)

2020

Age	Grade 1			Grade 2			Grade 3			Grade 4			Grade 5			Grade 6			Total		
	Male	Female	Both sexes	Male	Female	Both sexes	Male	Female	Both sexes	Male	Female	Both sexes	Male	Female	Both sexes	Male	Female	Both sexes	Male	Female	Both sexes
4	1		1					1	1										1	1	2
5	3	1	4	1	1	2	1		1	1		1							6	2	8
6	864	858	1722	2		2	1	1	2										867	859	1726
7	2880	2599	5479	815	817	1632	1	2	3					1	1				3696	3419	7115
8	20	2	22	3083	2756	5839	763	803	1566	4	3	7							3870	3564	7434
9	3	2	5	34	6	40	3244	2787	6031	724	724	1448	5	1	6				4010	3520	7530
10	2		2	4	4	8	28	11	39	3062	2766	5828	727	755	1482	3	4	7	3826	3540	7366
11	1		1	2		2	6	3	9	35	22	57	2997	2880	5877	751	780	1531	3792	3685	7477
12	1		1				3	1	4	4	1	5	49	10	59	2849	2689	5538	2906	2701	5607
13	3	1	4	2		2				2	2	4	5	2	7	51	29	80	63	34	97
14										2		2	1	2	3	4	3	7	7	5	12
15	2		2		1	1		1	1	1		1				2	1	3	5	3	8
16											2	2				1		1	1	2	3
17										1		1	1	1	2	2		2	4	1	5
18										1	2	3	1		1	1		1	3	2	5
> 18										1	1	2	2		2		1	1	3	2	5
Total	3780	3463	7243	3943	3585	7528	4047	3610	7657	3838	3523	7361	3788	3652	7440	3664	3507	7171	23060	21340	44400

سہیلو ویکو کوئٹو میو ساریو ہارو (ہوڈوہو یوٹو کوہو)

ENROLMENT SECONDARY AGE IN GRADE (ALL SCHOOLS)
2020

Age	Grade 7			Grade 8			Grade 9			Grade 10			Total			Grade 11			Grade 12			Total			Secondary Total		
	Male	Female	Both sexes	Male	Female	Both sexes	Male	Female	Both sexes	Male	Female	Both sexes	Male	Female	Both sexes	Male	Female	Both sexes	Male	Female	Both sexes	Male	Female	Both sexes	Male	Female	Both sexes
< 10							1		1				1		1										1		1
10																											
11	3	9	12																								
12	773	736	1509	5	8	13							5	8	13										5	8	13
13	2672	2468	5140	625	703	1328	1	6	7				626	709	1335										626	709	1335
14	67	27	94	2314	2166	4480	551	572	1123	4	2	6	2869	2740	5609										2869	2740	5609
15	9	5	14	96	65	161	2140	2112	4252	523	535	1058	2759	2712	5471										2759	2712	5471
16	2	3	5	15	11	26	112	80	192	2029	1907	3936	2156	1998	4154	159	220	379	4	2	6	163	222	385	2319	2220	4539
17	2		2	4	1	5	21	10	31	178	109	287	203	120	323	630	789	1419	130	187	317	760	976	1736	963	1096	2059
18	1	2	3	2		2	7	4	11	38	16	54	47	20	67	107	112	219	468	649	1117	575	761	1336	622	781	1403
19				3	2	5	2	2	4	9	9	18	14	13	27	9	8	17	49	48	97	58	56	114	72	69	141
20				1		1	1	1	2	4		4	6	1	7	2	4	6	4	3	7	6	7	13	12	8	20
21		1	1							2	1	3	2	1	3	1		1	1	1	2	2	1	3	4	2	6
22					1	1				1		1	1	1	2										1	1	2
23																			1	1		1	1		1	1	1
24																											
> 24							1		1				1		1										1		1
Total	3529	3251	6780	3065	2957	6022	2837	2787	5624	2788	2579	5367	8690	8323	17013	908	1133	2041	656	891	1547	1564	2024	3588	10254	10347	20601

މާލެ ސަރުކާރުގެ ނަންބަރު 1 ޖެނެރަލް ސެކްޝަން

NUMBER OF SCHOOLS BY PROVISION

2020

Name of Atoll	GOVERNMENT	COMMUNITY	PRIVATE	TOTAL
	Schools	Schools	Schools	Schools
Haa Alifu	14		2	16
Haa Dhaalu	15		1	16
Shaviyani	14		1	15
Noonu	13		4	17
Raa	16		6	22
Baa	12		2	14
Lhaviyani	4		2	6
Kaafu	9		2	11
Alifu Alifu	8		2	10
Alifu Dhaalu	10		3	13
Vaavu	3			3
Meemu	8			8
Faafu	5			5
Dhaalu	6		2	8
Thaa	13		1	14
Laamu	13		1	14
Gaafu Alifu	9		2	11
Gaafu Dhaalu	11		2	13
Gnaviyani	4		4	8
Seenu	9		4	13
Male'	16	3	19	38
Atolls Total	196		41	237
TOTAL	212	3	60	275

TEACHERS AND STUDENTS OF EDUCATIONAL INSTITUTIONS, BY LOCALITY
2020

TEACHERS AND STUDENTS OF EDUCATIONAL INSTITUTIONS, BY LOCALITY								
Student Enrollment					Number of Teachers			
	Number of Schools	M	F	Total	Trained	Untrained	Total	Percentage of untrained teachers
Male'	35	17150	16665	33815	1719	57	1776	3.2
Atoll	237	29190	27491	56681	5884	722	6606	10.9
Community								
Reublic	272	46340	44156	90496	7603	779	8382	9.3

Atolls								
Haa Alifu	16	1891	1756	3647	375	58	433	13.4
Haa Dhaalu	16	2913	2690	5603	539	53	592	9
Shaviyani	15	1857	1777	3634	381	58	439	13.2
Noonu	17	1589	1530	3119	356	59	415	14.2
Raa	22	2309	2199	4508	504	57	561	10.2
Baa	14	1267	1195	2462	338	39	377	10.3
Lhaviyani	6	1100	1116	2216	172	27	199	13.6
Kaafu	11	1553	1412	2965	251	49	300	16.3
Alifu Alifu	10	1008	915	1923	198	25	223	11.2
Alifu Dhaalu	13	1255	1145	2400	229	48	277	17.3
Vaavu	3	192	177	369	60	8	68	11.8
Meemu	8	629	591	1220	170	9	179	5
Faafu	5	735	671	1406	161	6	167	3.6
Dhaalu	8	815	840	1655	184	26	210	12.4
Thaa	14	1348	1285	2633	342	46	388	11.9
Laamu	14	1833	1649	3482	378	56	434	12.9
Gaafu Alifu	11	1092	1032	2124	246	41	287	14.3
Gaafu Dhaalu	13	1632	1420	3052	316	36	352	10.2
Gnaviyani	8	1270	1250	2520	214	0	214	0
Seenu	13	2725	2674	5399	464	21	485	4.3

TEACHERS INFORMATION

2020

Number of Teachers by gender

	Local						Expatriate					
	Trained Permanent		Untrained Temporary		Total Teachers		Trained Permanent		Untrained Temporary		Total Teachers	
	M	F	M	F	M	F	M	F	M	F	M	F
Government	993	4641	90	655	1083	5296	1132	674	0	0	1132	674
Private	4	123	0	4	4	127	1	12	0	0	1	12
Community	0	17	0	0	0	17	2	4	0	0	2	4
Total	997	4781	90	659	1087	5440	1135	690	0	0	1135	690

Number of Teachers by Locality, Gender and Atoll

Atoll	Local						Expatriate					
	Trained Permanent		Untrained Temporary		Total Teachers		Trained Permanent		Untrained Permanent		Total Teachers	
	M	F	M	F	M	F	M	F	M	F	M	F
Haa Alifu	37	218	2	54	39	272	72	48	0	0	72	48
Haa Dhaalu	81	326	7	45	88	371	78	54	0	0	78	54
Shaviyani	94	177	12	42	106	219	74	36	0	0	74	36
Noonu	51	216	4	47	55	263	54	35	0	0	54	35
Raa	111	257	6	51	117	308	83	53	0	0	83	53
Baa	47	180	4	35	51	215	73	38	0	0	73	38
Lhaviyani	19	117	1	25	20	142	23	13	0	0	23	13
Kaafu	32	140	3	45	35	185	51	28	0	0	51	28
Alifu Alifu	34	106	1	23	35	129	30	28	0	0	30	28
Alifu Dhaalu	15	144	8	39	23	183	48	22	0	0	48	22
Vaavu	3	37	1	7	4	44	11	9	0	0	11	9
Meemu	20	93	0	9	20	102	34	23	0	0	34	23
Faafu	46	86	0	6	46	92	17	12	0	0	17	12
Dhaalu	36	104	3	18	39	122	25	19	0	0	25	19
Thaa	62	182	7	39	69	221	60	38	0	0	60	38
Laamu	46	202	11	42	57	244	86	44	0	0	86	44
Gaafu Alifu	29	138	4	35	33	173	46	33	0	0	46	33
Gaafu Dhaalu	22	196	3	33	25	229	61	37	0	0	61	37
Gnaviyani	16	167	0	0	16	167	20	11	0	0	20	11
Seenu	35	316	5	16	40	332	82	31	0	0	82	31
Male'	161	1373	8	48	169	1421	107	78	0	0	107	78

ދިވެހިސަރުކާރުގެ ގެޒެޓް ގައި ބަޔާންކޮށްފައިވާ ގޮތުން

STUDENT ENROLMENT BY ATOLLS, ISLANDS AND LEVEL

2020

Number of Students by grade and Island																																							
Haa Alifu	Early Childhood				Pre School				Primary								Lower Secondary				Secondary				Higher Secondary				SEN		Sub Total		Total	Percentage					
	BN		N		LKG		UKG		GR1		GR2		GR3		GR4		GR5		GR6		GR7		GR8		GR9		GR10		GR11		GR12			M	F	M	F	M	F
Island	M	F	M	F	M	F	M	F	M	F	M	F	M	F	M	F	M	F	M	F	M	F	M	F	M	F	M	F	M	F	M	F	M	F	M	F			
Kelaa	8	3	8	8	9	12	13	12	5	11	10	10	15	12	12	8	8	13	10	10	12	7	14	7	5	14	8	13	0	0	0	0	0	0	137	140	277	49.5	50.5
Vashafaru	3	0	5	4	3	4	7	3	3	8	2	5	6	2	2	7	2	6	7	4	5	2	3	4	5	5	3	3	0	0	0	0	0	0	56	57	113	49.6	50.4
Baarah	0	0	0	0	14	13	9	11	18	17	16	7	12	18	11	11	7	9	18	9	14	12	17	9	8	13	10	3	0	0	0	0	0	0	154	132	286	53.8	46.2
Dhidhdhoo	0	0	0	0	34	44	50	45	46	42	41	39	49	36	34	39	51	36	45	37	42	32	18	28	22	23	35	21	9	4	0	3	0	0	476	429	905	52.6	47.4
Filladhoo	0	0	0	0	4	1	3	6	8	5	7	6	8	5	4	7	5	11	3	7	6	5	5	8	8	1	4	2	0	0	0	0	0	0	65	64	129	50.4	49.6
Hoarafushi	0	0	0	0	18	10	16	10	23	16	20	14	22	15	14	23	16	24	19	21	14	13	16	18	13	8	12	13	2	0	0	4	0	0	205	189	394	52	48
Ihavandhoo	0	0	0	0	26	34	33	42	40	27	33	33	27	33	35	28	36	36	48	26	30	30	26	26	29	20	29	5	3	12	17	5	1	406	394	800	50.5	49.5	
Maarandhoo	0	0	0	0	10	15	11	8	11	4	13	10	10	5	9	3	6	8	8	7	9	10	13	3	8	2	12	3	0	0	0	0	0	0	120	78	198	60.6	39.4
Mulhadhoo	0	0	0	0	4	1	0	1	4	0	0	0	3	5	1	1	5	1	2	2	3	3	1	1	2	2	2	2	0	0	0	0	0	0	27	19	46	58.7	41.3
Muraidhoo	0	0	0	0	6	8	4	14	8	3	10	10	8	7	10	7	12	8	5	2	5	4	3	2	3	5	5	6	0	0	0	0	0	0	79	76	155	51	49
Thuraakunu	0	0	0	0	5	7	2	0	3	3	9	4	5	4	4	4	5	0	4	12	1	2	2	2	2	2	1	3	0	0	0	0	0	0	43	43	86	50	50
Utheemu	0	0	0	0	8	8	8	9	3	4	7	3	7	10	9	11	7	5	1	11	5	5	9	2	2	4	5	8	0	0	0	0	0	0	71	80	151	47	53
Thakandhoo	0	0	0	0	1	2	2	0	4	5	2	1	5	0	0	0	3	0	4	2	1	1	0	0	0	0	2	0	0	0	0	0	0	24	11	35	68.6	31.4	
Uligamu	0	0	0	0	2	5	3	5	4	6	2	6	2	5	4	2	3	4	5	4	3	2	1	1	2	5	2	0	0	0	0	0	0	33	45	78	42.3	57.7	
Total	11	3	13	12	144	164	161	166	180	151	172	148	179	157	149	151	166	161	179	154	150	128	132	111	106	113	121	106	16	7	12	24	5	1	1896	1757	3653	737	663

STUDENT ENROLMENT BY ATOLLS, ISLANDS AND LEVEL
2020

Number of Students by grade and Island

Haa Dhaal	Early Childhood		Pre School				Primary										Lower Secondary				Secondary				Higher Secondary				SEN		Sub Total		Total	Percentage					
	BN		N		LKG		UKG		GR1		GR2		GR3		GR4		GR5		GR6		GR7		GR8		GR9		GR10		GR11		GR12			M		F			
	M	F	M	F	M	F	M	F	M	F	M	F	M	F	M	F	M	F	M	F	M	F	M	F	M	F	M	F	M	F	M	F		M	F	M	F		
Makunudhoo	1	3	16	13	19	22	13	13	15	16	17	17	18	22	14	14	15	14	14	14	12	16	18	11	7	13	8	13	0	0	0	0	0	0	187	201	388	48.2	51.8
Finey	0	0	0	0	3	8	3	4	4	4	7	1	3	4	3	5	3	6	1	5	4	2	5	2	2	5	0	4	0	0	0	0	0	38	50	88	43.2	56.8	
Hanimaadhoo	0	0	0	0	24	23	15	16	31	24	21	21	22	27	32	20	23	20	16	12	28	17	20	21	18	10	14	6	0	0	0	0	0	264	217	481	54.9	45.1	
Hirimaradhoo	0	0	0	0	6	4	6	2	2	1	5	1	2	1	0	2	3	3	3	2	2	2	3	2	1	3	4	1	0	0	0	0	0	37	24	61	60.7	39.3	
Kulhudhuffushi	0	0	0	0	106	76	103	106	116	121	133	113	130	104	129	108	122	111	95	99	100	90	92	83	73	67	76	67	16	24	16	29	16	8	1323	1206	2529	52.2	47.8
Kumundhoo	0	0	0	0	12	7	11	13	16	4	7	10	8	11	13	12	12	8	17	12	11	6	9	9	10	9	14	10	0	0	0	0	3	4	143	115	258	55.8	44.2
Kurinbi	0	0	0	0	3	7	10	6	5	6	4	7	6	6	11	6	7	7	7	5	3	5	5	4	5	2	5	4	0	0	0	0	0	0	71	65	136	52.2	47.8
Naivaadhoo	0	0	0	0	5	9	4	5	10	10	10	9	8	1	4	8	6	3	2	1	4	4	3	2	4	1	4	5	0	0	0	0	0	0	64	58	122	52.5	47.5
Nellaidhoo	0	0	0	0	8	7	11	12	7	13	15	10	13	13	17	13	13	19	10	13	12	9	12	11	8	6	3	4	4	8	5	5	0	0	138	143	281	49.1	50.9
Neykurendhoo	0	0	0	0	7	5	10	5	6	9	8	7	11	7	9	4	10	8	6	7	5	9	5	1	4	3	7	7	0	0	0	0	0	0	88	72	160	55	45
Nolhivaram	0	0	0	0	20	31	29	25	33	20	37	32	35	28	24	31	23	26	24	28	28	25	23	23	17	18	23	18	0	0	0	0	0	0	316	305	621	50.9	49.1
Nolhivaranfaru	0	0	0	0	18	14	19	10	11	21	13	9	18	12	13	8	9	16	13	9	6	13	11	11	11	9	8	7	0	0	0	0	0	0	150	139	289	51.9	48.1
Vaikaradhoo	0	0	0	0	5	8	9	13	5	7	8	10	18	7	11	10	8	7	12	15	12	8	13	8	6	8	6	6	0	0	0	0	0	0	113	107	220	51.4	48.6
Total	1	3	16	13	236	221	243	230	261	256	285	247	292	243	280	241	254	248	220	222	227	206	219	188	166	154	172	152	20	32	21	34	19	12	2932	2702	5634	678	622

Number of Students by grade and Island

Shaviyani	Early Childhood		Pre School				Primary										Lower Secondary				Secondary				Higher Secondary				SEN		Sub Total		Total	Percentage					
	BN		N		LKG		UKG		GR1		GR2		GR3		GR4		GR5		GR6		GR7		GR8		GR9		GR10		GR11		GR12			M		F			
	M	F	M	F	M	F	M	F	M	F	M	F	M	F	M	F	M	F	M	F	M	F	M	F	M	F	M	F	M	F	M	F		M	F	M	F		
Bileffahi	0	0	0	0	4	5	7	9	10	6	9	6	4	5	10	2	9	6	8	3	3	3	4	3	1	2	2	5	0	0	0	0	0	0	71	55	126	56.3	43.7
Feevah	0	0	0	0	12	7	3	10	6	11	7	9	10	6	8	8	6	9	5	7	3	7	6	8	3	10	3	7	0	0	0	0	0	0	72	99	171	42.1	57.9
Feydhoo	0	0	0	0	4	10	8	10	11	7	8	9	9	8	12	10	8	14	8	7	10	9	9	8	6	9	7	8	0	0	0	0	0	0	100	109	209	47.8	52.2
Foakaidhoo	0	0	0	0	14	17	25	22	22	20	17	15	22	18	17	27	19	13	17	20	16	25	16	15	15	20	21	15	6	10	5	7	0	0	232	244	476	48.7	51.3
Funadhoo	0	0	0	0	24	27	25	17	29	25	26	19	34	23	23	24	25	38	19	25	22	17	15	27	29	25	15	27	7	10	9	10	2	1	304	315	619	49	51
Goidhoo	0	0	0	0	3	4	5	4	3	5	8	8	10	3	7	7	7	4	5	6	5	2	3	3	6	5	6	3	0	0	0	0	0	0	68	54	122	55.7	44.3
Kanditheemu	0	0	0	0	22	17	12	11	16	11	12	10	13	23	16	16	8	9	13	14	14	21	12	19	12	9	9	13	0	0	0	0	0	0	159	173	332	47.9	52.1
Komandoo	0	0	0	0	13	5	5	13	10	9	11	8	7	9	12	6	13	7	13	13	12	14	8	8	5	5	8	9	8	6	2	2	0	0	127	114	241	52.7	47.3
Lhaimagu	0	0	0	0	7	8	9	7	7	7	6	1	8	8	10	8	9	9	10	3	7	6	5	10	4	5	7	5	0	0	0	0	0	0	89	77	166	53.6	46.4
Maaungoodhoo	0	0	0	0	11	9	11	5	9	6	11	14	11	12	17	10	11	19	6	7	9	8	4	12	8	11	9	7	0	0	0	0	0	0	117	120	237	49.4	50.6
Maroshi	0	0	1	0	6	3	4	6	3	4	8	7	3	6	3	5	8	3	5	9	4	8	7	4	4	2	3	1	0	0	0	0	0	0	59	58	117	50.4	49.6
Milandhoo	0	0	0	0	23	26	27	22	26	20	30	16	39	24	35	27	38	34	19	22	24	17	22	17	13	16	22	15	8	6	5	5	0	0	331	267	598	55.4	44.6
Narudhoo	0	0	0	0	6	3	3	5	7	3	5	3	11	8	5	6	8	6	8	1	10	3	10	6	4	5	5	4	0	0	0	0	0	0	82	53	135	60.7	39.3
Noomaraa	0	0	0	0	5	2	5	5	6	3	4	4	5	2	5	1	4	4	4	5	6	2	1	3	1	6	2	3	0	0	0	0	0	0	48	40	88	54.5	45.5
Total	0	0	1	0	154	143	149	146	165	137	162	129	186	155	180	157	173	175	140	142	145	142	122	143	111	130	119	122	29	32	21	24	2	1	1859	1778	3637	724.2	675.8

ދިވެހިރާއްޖޭގެ ޖުމްހޫރިއްޔާ ގުޅިގެން
 STUDENT ENROLMENT BY ATOLLS, ISLANDS AND LEVEL
 2020

Number of Students by grade and Island																																									
Noonu	Early Childhood				Pre School				Primary										Lower Secondary				Secondary				Higher Secondary				SEN		Sub Total		Total	Percentage					
	BN		N		LKG		UKG		GR1		GR2		GR3		GR4		GR5		GR6		GR7		GR8		GR9		GR10		GR11		GR12		M	F		M	F	M	F	M	F
Island	M	F	M	F	M	F	M	F	M	F	M	F	M	F	M	F	M	F	M	F	M	F	M	F	M	F	M	F	M	F	M	F	M	F	M	F	M	F			
Maafaru	8	8	7	7	13	16	10	5	14	9	7	7	9	11	9	7	12	8	6	9	8	11	3	7	7	8	9	8	0	0	0	0	0	0	0	0	122	121	243	50.2	49.8
Maalhendhoo	6	3	5	3	11	12	3	8	9	9	8	12	5	10	9	4	8	8	8	7	9	7	4	5	9	3	7	4	0	0	0	0	0	0	0	0	101	95	196	51.5	48.5
Fodhdhoo	0	0	0	0	5	0	0	1	0	3	4	1	1	1	4	5	2	1	5	2	4	1	3	4	2	1	2	3	0	0	0	0	0	0	0	0	32	23	55	58.2	41.8
Henbadhoo	0	0	9	6	6	7	6	5	2	12	5	6	8	13	16	7	9	9	2	6	6	7	4	3	8	4	6	11	0	0	0	0	0	0	0	87	96	183	47.5	52.5	
Holiudhoo	0	0	11	14	16	15	10	14	21	16	16	17	13	20	21	17	11	23	12	14	15	15	16	11	10	7	8	15	7	14	4	8	0	0	191	220	411	46.5	53.5		
Kendhikulhudhoo	0	0	0	0	18	11	26	22	16	12	19	13	27	12	21	10	13	23	16	16	13	10	19	18	17	11	6	9	0	0	10	8	0	0	221	175	396	55.8	44.2		
Kudafaree	0	0	0	0	7	11	5	5	6	8	10	9	3	5	7	5	9	9	11	5	11	6	6	5	5	4	2	0	2	0	0	0	0	0	84	76	160	52.5	47.5		
Landhoo	0	0	0	0	10	12	12	7	12	11	8	13	14	13	5	14	9	9	9	8	8	6	5	7	3	5	6	9	0	0	0	0	0	0	101	114	215	47	53		
Lhohee	0	0	0	0	8	11	9	10	8	4	7	5	14	11	3	6	9	5	7	9	1	8	3	4	8	3	6	4	0	0	0	0	0	0	83	80	163	50.9	49.1		
Manadhoo	0	0	0	0	18	15	16	17	19	16	19	13	23	19	19	21	20	20	15	20	21	8	11	9	6	12	13	6	0	0	0	0	0	0	200	176	376	53.2	46.8		
Miladhoo	0	0	0	0	8	13	9	6	8	10	9	5	8	20	9	10	18	11	13	12	13	18	8	6	14	8	8	0	0	0	0	0	0	117	135	252	46.4	53.6			
Velidhoo	0	0	0	0	17	17	18	13	19	14	16	22	19	19	21	22	30	17	14	15	14	11	18	16	16	13	7	12	0	0	0	0	0	209	191	400	52.3	47.8			
Magoodhoo	0	0	0	0	3	2	3	7	8	2	3	4	0	5	2	0	8	3	4	1	7	3	1	1	2	0	0	0	0	0	0	0	0	41	28	69	59.4	40.6			
Total	14	11	32	30	140	142	127	120	142	126	131	127	144	159	146	128	158	146	122	124	130	111	101	98	99	85	82	91	7	16	14	16	0	0	1589	1530	3119	671.4	628.7		

Number of Students by grade and Island																																							
Raa	Early Childhood				Pre School				Primary										Lower Secondary				Secondary				Higher Secondary				SEN		Sub Total		Total	Percentage			
	BN		N		LKG		UKG		GR1		GR2		GR3		GR4		GR5		GR6		GR7		GR8		GR9		GR10		GR11		GR12		M	F		M	F	M	F
Island	M	F	M	F	M	F	M	F	M	F	M	F	M	F	M	F	M	F	M	F	M	F	M	F	M	F	M	F	M	F	M	F	M	F	M	F	M	F	
Alifushi	5	10	14	12	13	17	20	14	30	17	24	19	16	17	19	13	26	17	24	25	20	11	14	12	9	18	11	11	3	4	0	0	0	0	248	217	465	53.3	46.7
Hulhudhuffaaruu	6	2	7	11	11	8	10	10	16	20	14	12	13	17	12	17	18	16	19	18	13	5	10	12	6	7	13	4	8	16	7	8	0	1	183	184	367	50	50
Inguraidhoo	15	15	11	3	19	17	20	14	15	14	16	15	24	14	14	12	8	19	11	12	11	9	10	13	11	9	14	7	0	0	0	0	0	0	199	173	372	53.5	46.5
Innamaadhoo	0	1	0	0	6	8	5	3	6	8	6	8	9	7	5	9	6	7	8	7	6	8	3	6	5	4	4	3	0	0	0	0	0	0	69	79	148	46.6	53.4
Maakurathu	0	1	0	0	6	13	11	11	8	14	12	6	16	13	7	12	7	11	7	7	11	6	9	5	7	13	8	6	0	0	0	0	0	109	118	227	48	52	
Maduvaree	13	20	29	17	22	22	19	20	16	17	27	20	22	21	15	15	18	19	14	19	11	10	7	17	13	11	18	11	0	0	0	0	0	244	239	483	50.5	49.5	
Angolhitheemu	0	0	0	0	2	4	7	2	1	3	6	6	2	7	3	4	5	5	3	4	4	1	5	2	1	5	5	1	0	0	0	0	0	44	44	88	50	50	
Dhuvaafaru	0	0	0	0	35	38	36	37	46	38	26	30	46	33	41	37	41	43	34	37	40	28	40	26	37	31	39	19	1	0	1	3	3	466	400	866	53.7	46.3	
Fainu	0	0	0	0	4	1	3	2	5	3	6	2	5	5	8	6	3	3	3	1	3	2	6	4	3	3	2	2	0	0	0	0	0	51	34	85	60	40	
Kinolhas	0	0	0	0	8	7	8	10	5	7	5	7	6	6	9	11	4	6	4	6	7	7	7	6	5	10	6	0	0	0	0	0	0	81	85	166	48.8	51.2	
Meedhoo	0	0	0	0	17	16	14	15	18	18	20	22	16	20	23	12	18	23	13	17	24	14	19	18	16	23	12	16	6	11	10	10	0	0	226	235	461	49	51
Rasgetheemu	0	0	0	0	10	7	4	4	4	6	4	5	3	9	2	6	5	6	4	4	4	7	5	3	6	7	8	3	0	0	0	0	0	59	67	126	46.8	53.2	
Rasmaadhoo	0	0	0	0	8	7	4	5	0	5	3	8	3	4	13	7	9	3	4	5	10	9	4	4	3	3	6	3	0	0	0	0	0	67	63	130	51.5	48.5	
Ungoofaaruu	0	0	0	0	21	21	22	20	15	19	24	28	20	19	19	17	18	17	19	21	18	17	19	15	12	11	7	10	0	0	0	0	0	214	215	429	49.9	50.1	
Vaadhoo	0	0	0	0	5	6	5	2	6	6	5	2	6	4	4	4	8	4	2	2	3	3	2	5	5	7	1	2	0	0	0	0	0	52	47	99	52.5	47.5	
Total	39	49	61	43	187	192	188	169	191	195	198	190	210	197	191	177	199	204	169	185	182	136	160	149	140	157	158	104	18	31	18	21	3	1	2312	2200	4512	764.1	735.9

ދިވެހިސަރުކާރުގެ ގެޒެޓް ގައި ބަޔާންކޮށްފައިވާ ގޮތުން
STUDENT ENROLMENT BY ATOLLS, ISLANDS AND LEVEL
2020

Number of Students by grade and Island																																								
Baa	Early Childhood				Pre School				Primary										Lower Secondary				Secondary				Higher Secondary				SEN		Sub Total		Total	Percentage				
	BN		N		LKG		UKG		GR1		GR2		GR3		GR4		GR5		GR6		GR7		GR8		GR9		GR10		GR11		GR12		M	F		M	F	M	F	
Island	M	F	M	F	M	F	M	F	M	F	M	F	M	F	M	F	M	F	M	F	M	F	M	F	M	F	M	F	M	F	M	F	M	F	M	F	M	F	M	F
Hithaadhoo	4	0	7	5	12	6	6	4	12	3	7	6	13	7	13	11	16	13	7	5	8	10	8	6	6	4	8	7	0	0	0	0	0	0	127	87	214	59.3	40.7	
Dharavandhoo	0	0	0	0	7	9	14	12	9	9	9	12	5	13	8	4	2	12	12	8	4	6	5	5	4	7	6	0	0	1	1	0	0	107	86	193	55.4	44.6		
Dhonfanu	0	0	0	0	3	5	3	7	2	4	2	3	4	0	5	5	3	7	1	4	4	8	6	4	2	3	4	4	0	0	0	0	0	0	39	54	93	41.9	58.1	
Eydhafushi	0	0	0	0	22	27	21	26	20	22	32	25	35	29	34	37	35	39	21	21	26	24	19	24	29	22	25	28	15	21	8	18	0	0	342	363	705	48.5	51.5	
Goidhoo	0	0	6	2	6	9	5	8	9	9	4	4	6	8	7	4	7	5	7	11	5	4	7	7	8	6	12	3	0	0	0	0	0	0	89	80	169	52.7	47.3	
Kamadhoo	0	0	0	0	2	1	1	2	5	3	4	6	4	3	4	6	3	2	6	2	0	8	5	0	4	2	3	5	0	0	0	0	0	0	41	40	81	50.6	49.4	
Kendhoo	0	0	0	0	12	9	6	7	8	8	12	17	12	8	10	4	9	11	11	12	14	5	5	8	9	4	13	9	0	0	0	0	0	0	121	102	223	54.3	45.7	
Kihaadhoo	0	0	0	0	4	6	3	4	6	10	4	4	5	5	7	7	4	7	5	3	3	7	7	0	6	2	3	4	0	0	0	0	0	0	57	59	116	49.1	50.9	
Kudarikilu	0	0	0	0	8	8	5	6	9	6	3	4	3	12	4	5	5	4	4	1	5	3	5	2	3	4	4	2	0	0	0	0	0	0	58	57	115	50.4	49.6	
Maafhos	0	0	0	0	7	6	5	8	6	9	10	4	7	3	6	6	5	9	3	8	3	6	4	8	5	7	2	6	0	0	0	0	0	0	63	80	143	44.1	55.9	
Thulhaadhoo	0	0	0	0	11	16	19	16	14	18	17	16	14	14	18	12	20	17	18	7	19	15	17	9	19	13	11	16	0	0	0	0	0	0	197	169	366	53.8	46.2	
Fulhadhoo	0	0	0	0	0	0	3	1	3	2	1	2	5	0	1	3	2	4	5	3	2	3	4	0	0	0	0	0	0	0	0	0	0	0	0	26	18	44	59.1	40.9
Total	4	0	13	7	94	102	91	101	103	103	105	100	120	94	122	108	113	120	100	89	97	97	93	73	96	71	92	90	15	21	9	19	0	0	1267	1195	2462	619.2	580.8	

Number of Students by grade and Island																																								
Lhaviyani	Early Childhood				Pre School				Primary										Lower Secondary				Secondary				Higher Secondary				SEN		Sub Total		Total	Percentage				
	BN		N		LKG		UKG		GR1		GR2		GR3		GR4		GR5		GR6		GR7		GR8		GR9		GR10		GR11		GR12		M	F		M	F	M	F	
Island	M	F	M	F	M	F	M	F	M	F	M	F	M	F	M	F	M	F	M	F	M	F	M	F	M	F	M	F	M	F	M	F	M	F	M	F	M	F	M	F
Kurendhoo	8	9	11	6	21	10	9	16	19	12	10	17	8	9	11	16	10	12	20	14	13	9	14	5	13	14	16	8	0	0	0	0	0	0	183	157	340	53.8	46.2	
Naifaru	22	20	34	37	42	50	43	46	43	54	54	41	42	46	40	42	51	47	40	40	35	38	35	37	32	40	33	45	6	4	14	10	3	5	569	602	1171	48.7	51.3	
Hinnavaru	0	0	0	0	31	23	18	23	35	28	25	22	27	17	18	31	29	20	10	20	21	27	17	18	19	20	13	15	0	3	0	0	0	0	263	267	530	49.6	50.4	
Olhuvelfushi	0	0	0	0	7	8	6	7	11	5	9	11	9	9	6	6	6	8	8	7	5	10	9	5	3	9	4	6	4	2	1	2	0	0	88	95	183	48.1	51.9	
Total	30	29	45	43	101	91	76	92	108	99	98	91	86	81	75	95	96	87	78	81	74	84	75	65	67	83	66	74	10	9	15	12	3	5	1103	1121	2224	200.2	199.8	

ދިވެހިސަރުކާރުގެ ގެޒެޓް ގައި ބަޔާންކޮށްފައިވާ ގޮތުން
STUDENT ENROLMENT BY ATOLLS, ISLANDS AND LEVEL
 2020

Number of Students by grade and Island																																							
Kaafu	Early Childhood				Pre School				Primary										Lower Secondary				Secondary				Higher Secondary				SEN		Sub Total		Total	Percentage			
	BN		N		LKG		UKG		GR1		GR2		GR3		GR4		GR5		GR6		GR7		GR8		GR9		GR10		GR11		GR12		M	F		M	F		
	M	F	M	F	M	F	M	F	M	F	M	F	M	F	M	F	M	F	M	F	M	F	M	F	M	F	M	F	M	F	M	F						M	F
Island	M	F	M	F	M	F	M	F	M	F	M	F	M	F	M	F	M	F	M	F	M	F	M	F	M	F	M	F	M	F	M	F	M	F	M	F			
Kaashidhoo	19	18	16	22	17	14	25	17	24	16	18	23	25	22	25	14	25	15	28	27	21	12	21	21	19	22	12	12	0	0	0	0	0	0	295	255	550	53.6	46.4
Dhiffushi	0	0	0	0	17	12	11	10	14	7	12	10	13	12	6	9	13	9	13	14	10	11	19	15	10	9	10	8	0	0	0	0	0	0	148	126	274	54	46
Gaafaru	0	0	0	0	14	21	13	15	12	17	15	18	19	19	17	17	12	6	18	13	14	11	16	5	8	5	9	15	0	0	0	0	0	0	167	162	329	50.8	49.2
Gulhi	0	0	0	0	14	6	11	10	3	10	13	7	16	15	5	8	6	5	6	14	8	8	6	9	12	10	6	9	0	0	0	0	0	0	106	111	217	48.8	51.2
Guraidhoo	0	0	0	0	16	12	12	13	18	19	20	10	21	22	13	19	18	8	14	15	21	13	15	11	11	9	20	10	0	0	0	0	0	0	199	161	360	55.3	44.7
Himmafushi	0	0	0	0	7	7	12	7	11	12	8	13	9	8	5	5	11	10	9	12	8	5	8	12	5	6	8	2	0	0	0	0	0	0	101	99	200	50.5	49.5
Huraa	0	0	0	0	16	17	12	10	14	11	13	13	12	14	12	13	11	16	15	12	6	10	7	7	8	3	11	4	0	0	0	0	0	0	137	130	267	51.3	48.7
Maafushi	0	0	0	0	21	27	33	26	25	16	26	17	24	23	26	19	17	16	23	13	20	18	16	18	11	14	8	9	0	0	0	0	0	0	250	216	466	53.6	46.4
Thulusdhoo	0	0	0	0	16	18	12	12	14	16	13	20	15	14	21	12	12	14	16	9	12	9	4	6	9	5	6	17	0	0	0	0	0	0	150	152	302	49.7	50.3
Total	19	18	16	22	138	134	141	120	135	124	138	131	154	149	130	116	125	99	142	129	120	97	112	104	93	83	90	86	0	0	0	0	0	0	1553	1412	2965	467.6	432.4

Number of Students by grade and Island																																							
Alifu Alifu	Early Childhood				Pre School				Primary										Lower Secondary				Secondary				Higher Secondary				SEN		Sub Total		Total	Percentage			
	BN		N		LKG		UKG		GR1		GR2		GR3		GR4		GR5		GR6		GR7		GR8		GR9		GR10		GR11		GR12		M	F		M	F		
	M	F	M	F	M	F	M	F	M	F	M	F	M	F	M	F	M	F	M	F	M	F	M	F	M	F	M	F	M	F	M	F						M	F
Island	M	F	M	F	M	F	M	F	M	F	M	F	M	F	M	F	M	F	M	F	M	F	M	F	M	F	M	F	M	F	M	F	M	F	M	F	M	F	
Himandhoo	4	2	3	3	8	8	12	12	14	11	7	15	9	11	6	10	22	10	12	4	20	12	2	12	11	1	8	12	0	0	0	0	0	0	138	123	261	52.9	47.1
Mathiveri	4	6	10	9	7	10	11	10	7	6	9	11	10	8	9	11	11	8	8	11	12	5	2	9	17	8	9	8	0	0	0	0	0	0	126	120	246	51.2	48.8
Bodufolhudhoo	0	0	0	0	11	13	3	11	6	5	10	8	6	4	9	11	12	9	8	9	10	8	8	6	5	4	7	4	0	0	0	0	0	0	95	92	187	50.8	49.2
Feridhoo	0	0	0	0	10	4	6	5	4	5	9	6	4	6	5	5	10	3	6	8	1	2	7	2	1	2	6	1	0	0	0	0	0	0	69	49	118	58.5	41.5
Maalhos	0	0	0	0	4	4	4	8	11	3	7	3	6	8	3	7	5	6	5	7	5	7	0	0	0	0	4	3	0	0	0	0	0	0	54	56	110	49.1	50.9
Rasdhoo	0	0	0	0	13	6	11	8	14	12	12	7	11	13	14	10	8	11	11	11	15	10	12	10	8	10	6	7	0	0	0	0	0	0	135	115	250	54	46
Thoddoo	0	0	0	0	14	21	21	12	24	17	26	11	21	22	18	13	12	18	19	14	15	14	15	18	15	17	9	10	0	0	0	0	0	0	209	187	396	52.8	47.2
Ukulhas	0	0	0	0	11	8	11	14	7	17	27	19	17	11	14	11	17	16	17	16	17	9	12	17	9	8	13	4	5	6	5	0	0	182	173	355	51.3	48.7	
Total	8	8	13	12	78	74	79	80	87	76	107	80	84	83	78	78	97	81	86	80	95	75	55	69	74	51	57	58	4	5	6	5	0	0	1008	915	1923	420.6	379.4

STUDENT ENROLMENT BY ATOLLS, ISLANDS AND LEVEL
2020

Number of Students by grade and Island																																									
Alifu Dhaalu	Early Childhood				Pre School				Primary								Lower Secondary				Secondary				Higher Secondary				SEN		Sub Total		Total		Percentage						
	BN	N		LKG	UKG		GR1	GR2	GR3	GR4	GR5	GR6	GR7	GR8	GR9	GR10	GR11	GR12	M	F	M	F	M	F	M	F	M	F	M	F	M	F	M	F							
Island	M	F	M	F	M	F	M	F	M	F	M	F	M	F	M	F	M	F	M	F	M	F	M	F	M	F	M	F	M	F	M	F	M	F	M	F					
Dhigurah	3	5	1	2	5	6	4	3	6	4	3	7	7	5	7	7	3	10	5	1	6	4	4	2	6	6	5	1	0	0	0	0	0	0	0	0	65	63	128	50.8	49.2
Fenfushi	7	7	9	6	13	16	13	4	15	8	11	14	17	16	11	4	12	18	12	7	9	6	5	7	6	5	6	4	0	0	0	0	0	0	0	0	146	122	268	54.5	45.5
Maamingili	7	10	28	24	29	28	32	27	24	18	30	30	23	23	28	25	25	20	38	22	23	20	20	19	19	22	25	22	0	0	0	0	0	0	0	0	351	310	661	53.1	46.9
Dhangethi	0	0	0	0	6	10	9	17	17	6	9	10	8	13	12	7	7	8	9	8	6	8	7	7	6	6	6	6	0	0	0	0	0	0	0	0	102	106	208	49	51
Hagnaameedhoo	0	0	0	0	5	5	3	4	5	6	9	6	9	2	4	5	6	7	4	5	4	8	3	5	2	5	3	3	0	0	0	0	0	0	0	57	61	118	48.3	51.7	
Kunburudhoo	0	0	0	0	6	3	5	7	3	3	4	4	8	3	11	6	9	6	7	8	6	9	3	2	5	4	4	0	0	0	0	0	0	0	0	71	59	130	54.6	45.4	
Mahibadhoo	0	0	0	0	27	17	22	28	20	24	33	13	28	26	31	27	28	19	24	21	25	20	18	17	15	22	24	18	0	0	0	0	0	0	0	295	252	547	53.9	46.1	
Omadhoo	0	0	0	0	13	12	15	16	16	10	9	15	16	9	13	12	2	8	12	11	4	10	8	6	4	9	9	2	0	0	0	0	2	1	5	122	127	249	49.8	50.2	
Mandhoo	0	0	0	0	1	3	5	5	6	2	1	8	3	3	3	0	6	3	2	2	1	2	3	6	2	3	3	0	0	0	0	0	0	0	0	36	37	73	49.3	50.7	
Thiddhoo	0	0	0	0	4	0	0	2	0	0	1	5	3	0	1	0	0	3	1	2	1	1	0	0	0	0	0	0	0	0	0	0	0	0	0	11	13	24	45.8	54.2	
Total	17	22	38	32	109	100	108	113	112	81	110	112	122	100	121	93	98	102	114	87	85	88	71	71	65	82	85	60	0	0	0	0	2	1	5	1256	1150	2406	509.1	490.9	

Number of Students by grade and Island																																								
Vaavu	Early Childhood				Pre School				Primary								Lower Secondary				Secondary				Higher Secondary				SEN		Sub Total		Total		Percentage					
	BN	N		LKG	UKG		GR1	GR2	GR3	GR4	GR5	GR6	GR7	GR8	GR9	GR10	GR11	GR12	M	F	M	F	M	F	M	F	M	F	M	F	M	F	M	F						
Island	M	F	M	F	M	F	M	F	M	F	M	F	M	F	M	F	M	F	M	F	M	F	M	F	M	F	M	F	M	F	M	F	M	F	M	F				
Feidhoo	0	0	0	0	8	6	6	5	8	2	6	3	5	9	4	7	8	6	7	5	4	2	4	2	2	3	3	0	0	0	0	0	0	0	0	65	52	117	55.6	44.4
Fulidhoo	0	0	0	0	2	2	5	0	3	2	4	5	2	6	2	1	2	0	2	3	1	1	2	3	3	1	5	1	0	0	0	0	0	0	0	33	25	58	56.9	43.1
Keyodhoo	0	0	0	0	5	14	5	10	12	6	5	9	9	9	4	13	8	3	15	10	11	8	8	6	6	8	6	4	0	0	0	0	0	0	0	94	100	194	48.5	51.5
Total	0	0	0	0	15	22	16	15	23	10	15	17	16	24	10	21	18	9	24	18	16	11	14	11	11	11	14	8	0	0	0	0	0	0	0	192	177	369	161	139

Number of Students by grade and Island																																									
Meemu	Early Childhood				Pre School				Primary								Lower Secondary				Secondary				Higher Secondary				SEN		Sub Total		Total		Percentage						
	BN	N		LKG	UKG		GR1	GR2	GR3	GR4	GR5	GR6	GR7	GR8	GR9	GR10	GR11	GR12	M	F	M	F	M	F	M	F	M	F	M	F	M	F	M	F							
Island	M	F	M	F	M	F	M	F	M	F	M	F	M	F	M	F	M	F	M	F	M	F	M	F	M	F	M	F	M	F	M	F	M	F	M	F					
Dhiggaru	0	0	0	0	20	7	7	9	13	14	4	12	9	11	8	14	14	11	16	12	10	5	7	13	2	8	10	6	7	3	0	0	0	0	0	0	127	125	252	50.4	49.6
Kolhufushi	0	0	0	0	9	7	5	12	14	11	7	7	7	9	8	8	7	7	14	11	10	12	9	6	8	8	4	6	0	0	0	0	0	0	0	102	104	206	49.5	50.5	
Mulaku	0	0	0	0	12	12	16	12	15	12	13	11	21	8	16	16	11	20	13	14	13	15	10	21	16	12	8	10	0	0	0	0	0	0	0	164	163	327	50.2	49.8	
Muli	0	0	0	0	10	5	8	9	7	9	12	16	9	5	12	8	8	6	13	7	13	15	15	13	9	11	4	3	2	5	0	0	0	0	127	123	250	50.8	49.2		
Maduvvari	0	0	0	0	1	2	4	3	3	3	2	4	4	0	5	2	4	5	6	1	2	1	4	1	2	3	3	0	0	0	0	0	0	0	40	25	65	61.5	38.5		
Naalaafushi	0	0	0	0	2	4	4	3	1	6	8	1	4	4	7	4	2	6	4	4	0	0	0	0	0	0	0	0	0	0	0	0	0	0	32	32	64	50	50		
Veyvashu	0	0	0	0	4	2	2	1	3	3	7	0	3	0	4	2	6	6	2	0	0	0	0	0	0	0	0	0	0	0	0	0	0	0	31	14	45	68.9	31.1		
Raiymandhoo	0	0	0	0	0	1	0	2	1	0	0	0	2	0	2	1	1	1	1	0	0	0	0	0	0	0	0	0	0	0	0	0	0	0	6	5	11	54.5	45.5		
Total	0	0	0	0	58	40	46	51	57	58	53	51	59	37	62	55	53	62	68	49	48	48	45	54	37	42	30	33	11	6	2	5	0	0	629	591	1220	435.8	364.2		

ދިވެހިރާއްޖޭގެ ޖުމްހޫރިއްޔާ ގުޅިގެން
STUDENT ENROLMENT BY ATOLLS, ISLANDS AND LEVEL
2020

Number of Students by grade and Island

Faafu	Early Childhood				Pre School				Primary										Lower Secondary				Secondary				Higher Secondary				SEN		Sub Total		Total	Percentage			
	BN		N		LKG		UKG		GR1		GR2		GR3		GR4		GR5		GR6		GR7		GR8		GR9		GR10		GR11		GR12		M	F		M	F	M	F
	M	F	M	F	M	F	M	F	M	F	M	F	M	F	M	F	M	F	M	F	M	F	M	F	M	F	M	F	M	F	M	F	M	F		M	F	M	F
Bilehdhoo	0	0	0	0	12	13	12	12	15	6	10	13	12	12	13	15	11	7	12	11	6	7	10	9	6	8	9	4	1	2	1	1	0	0	130	120	250	52	48
Feeali	0	0	0	0	10	15	17	9	14	11	13	18	11	11	8	11	15	15	5	16	11	9	18	12	4	10	4	10	0	0	0	0	0	0	130	147	277	46.9	53.1
Magoodhoo	0	0	0	0	9	10	13	7	10	12	12	8	7	4	11	7	6	14	10	7	8	6	9	4	5	5	4	5	0	0	0	0	0	0	104	89	193	53.9	46.1
Nilandhoo	0	0	0	0	28	18	23	17	23	25	28	15	26	23	15	19	26	15	22	18	21	20	22	21	21	17	17	13	15	10	19	0	0	293	264	557	52.6	47.4	
Dharanboodhoo	0	0	0	0	7	2	10	8	10	5	5	7	6	4	3	4	5	6	10	3	8	5	8	3	6	4	0	0	0	0	0	0	0	0	78	51	129	60.5	39.5
Total	0	0	0	0	66	75	53	72	59	68	61	62	54	50	56	63	57	59	55	54	47	65	50	42	48	34	36	14	17	11	20	0	0	735	671	1406	265.9	234.1	

Number of Students by grade and Island

Dhaalu	Early Childhood				Pre School				Primary										Lower Secondary				Secondary				Higher Secondary				SEN		Sub Total		Total	Percentage			
	BN		N		LKG		UKG		GR1		GR2		GR3		GR4		GR5		GR6		GR7		GR8		GR9		GR10		GR11		GR12		M	F		M	F	M	F
	M	F	M	F	M	F	M	F	M	F	M	F	M	F	M	F	M	F	M	F	M	F	M	F	M	F	M	F	M	F	M	F	M	F		M	F	M	F
Hulhudheli	11	3	9	11	8	6	8	12	10	6	7	11	9	9	7	9	11	8	9	6	7	7	8	6	9	4	6	5	0	0	0	0	0	119	103	222	53.6	46.4	
Kudahuvadho	2	3	6	7	32	31	28	35	25	27	52	38	37	38	25	39	38	37	28	29	32	33	30	31	25	42	15	19	5	9	5	8	0	0	385	426	811	47.5	52.5
Bandidhoo	0	0	0	0	8	8	2	9	6	9	7	12	8	8	8	8	12	7	5	7	12	6	6	6	2	2	5	3	0	0	0	0	0	0	81	85	166	48.8	51.2
Maaenboodhoo	0	0	0	0	9	4	9	5	3	6	5	7	3	3	6	8	10	14	5	8	6	9	4	7	5	4	7	9	0	0	0	0	0	0	72	84	156	46.2	53.8
Meedhoo	0	0	0	0	8	8	6	4	7	10	20	8	10	11	11	10	8	13	16	6	7	6	8	13	11	8	8	2	3	1	5	7	0	0	128	107	235	54.5	45.5
Rinbudhoo	0	0	0	0	4	0	7	2	4	2	4	1	2	4	1	6	3	2	3	4	4	2	3	2	0	5	0	0	0	0	0	0	0	0	30	35	65	46.2	53.8
Total	13	6	15	18	65	61	53	72	53	62	93	80	68	71	61	75	85	82	65	59	68	65	58	66	54	60	46	38	8	10	10	15	0	0	815	840	1655	296.8	303.2

Number of Students by grade and Island

Thaa	Early Childhood				Pre School				Primary										Lower Secondary				Secondary				Higher Secondary				SEN		Sub Total		Total	Percentage			
	BN		N		LKG		UKG		GR1		GR2		GR3		GR4		GR5		GR6		GR7		GR8		GR9		GR10		GR11		GR12		M	F		M	F	M	F
	M	F	M	F	M	F	M	F	M	F	M	F	M	F	M	F	M	F	M	F	M	F	M	F	M	F	M	F	M	F	M	F	M	F		M	F	M	F
Hirilandhoo	7	7	4	6	15	6	9	11	15	12	10	8	10	7	16	7	14	13	15	5	16	18	11	9	9	9	13	7	0	0	0	0	0	0	164	125	289	56.7	43.3
Burunee	0	0	0	0	3	9	6	4	4	4	8	7	5	4	6	8	1	3	1	4	4	5	3	1	2	1	3	3	0	0	0	0	0	0	46	53	99	46.5	53.5
Dhiyamigili	0	0	0	0	7	4	5	7	8	12	10	12	10	8	8	10	7	7	8	8	8	8	3	7	6	8	3	1	0	0	0	0	0	0	83	92	175	47.4	52.6
Gaadhiffushi	0	0	0	0	4	5	1	1	1	3	4	6	2	3	4	5	4	2	3	3	3	4	2	1	1	6	1	2	0	0	0	0	0	0	30	41	71	42.3	57.7
Guraidhoo	0	0	0	0	13	13	19	15	18	13	14	14	17	21	16	16	12	11	11	13	26	14	12	11	6	13	12	9	11	9	2	3	0	0	189	175	364	51.9	48.1
Kandoodhoo	0	0	0	0	4	4	3	2	10	4	7	4	4	7	10	9	7	4	6	5	3	1	5	2	2	5	3	2	0	0	0	0	0	0	64	49	113	56.6	43.4
Kinbidhoo	0	0	0	0	10	9	11	11	9	5	11	7	13	5	18	17	6	10	15	12	9	13	12	9	7	8	7	3	0	0	0	0	0	0	128	109	237	54	46
Madifushi	0	0	0	0	8	8	15	9	9	16	13	12	8	14	11	17	11	11	5	6	11	13	9	6	7	6	6	2	0	0	0	0	0	0	113	120	233	48.5	51.5
Omadhoo	0	0	0	0	6	2	2	2	9	3	2	3	10	6	5	2	4	5	5	5	3	7	6	6	4	4	4	0	0	0	0	0	0	58	53	111	52.3	47.7	
Thimarafushi	0	0	0	0	17	9	7	17	11	13	13	9	10	18	15	11	11	14	9	12	12	9	10	8	7	8	6	9	0	0	0	0	0	0	128	137	265	48.3	51.7
Vandhoo	0	0	0	0	3	0	3	2	1	1	2	6	6	3	6	4	2	3	6	5	1	1	4	4	1	2	5	2	0	0	0	0	0	0	40	33	73	54.8	45.2
Veymandoo	0	0	0	0	10	12	18	16	18	10	13	12	18	18	15	11	17	16	17	15	14	14	8	17	11	6	8	11	11	6	0	0	0	0	178	164	342	52	48
Vilufushi	0	0	0	0	13	13	6	10	11	15	17	8	15	12	14	15	16	9	4	14	11	13	7	11	6	9	2	4	5	1	0	0	0	0	127	134	261	48.7	51.3
Total	7	7	4	6	111	98	105	107	124	111	124	108	128	126	144	132	112	108	105	107	121	120	92	92	69	85	73	59	27	16	2	3	0	0	1348	1285	2633	660	640

ދިވެހިސަރުކާރުގެ ގެޒެޓް ގައި ބަޔާންކޮށްފައިވާ ގޮތުން
STUDENT ENROLMENT BY ATOLLS, ISLANDS AND LEVEL
2020

Number of Students by grade and Island

Laamu	Early Childhood				Pre School				Primary												Lower Secondary				Secondary				Higher Secondary				SEN		Sub Total		Total	Percentage					
	BN		N		LKG		UKG		GR1		GR2		GR3		GR4		GR5		GR6		GR7		GR8		GR9		GR10		GR11		GR12		M	F	M	F		M	F	M	F		
	M	F	M	F	M	F	M	F	M	F	M	F	M	F	M	F	M	F	M	F	M	F	M	F	M	F	M	F	M	F	M	F	M	F	M	F		M	F	M	F		
Maavah	5	7	7	7	25	11	14	12	20	14	15	16	14	18	22	10	16	11	18	17	24	9	24	15	18	14	8	6	0	0	0	0	0	0	0	0	0	0	230	167	397	57.9	42.1
Dhanbidhoo	0	0	0	0	9	14	7	7	13	4	7	5	7	4	9	6	4	2	7	8	10	4	6	4	7	4	4	2	0	0	0	0	0	0	0	0	0	0	90	64	154	58.4	41.6
Fonadhoo	0	0	0	0	15	28	41	33	26	27	35	28	30	25	34	29	30	25	28	32	35	32	30	26	30	15	19	13	8	4	2	10	0	0	0	0	0	0	363	327	690	52.6	47.4
Gan	0	0	0	0	44	39	41	42	42	41	41	47	64	42	38	38	51	45	53	49	48	47	23	42	32	39	32	35	5	14	8	6	0	4	522	530	1052	49.8	50.2				
Hithadhoo	0	0	0	0	9	13	16	17	14	7	12	15	6	12	11	6	9	10	8	16	13	16	13	12	6	15	12	8	0	0	0	0	0	0	0	0	0	0	129	147	276	46.7	53.3
Isdhoo-Kalaidhoo	0	0	0	0	2	7	4	2	12	7	9	3	3	5	3	10	10	5	7	9	3	8	8	4	4	5	5	0	0	0	0	0	0	0	0	0	0	0	76	64	140	54.3	45.7
Isdhoo	0	0	0	0	12	10	7	9	12	10	9	10	7	17	12	9	7	12	9	14	5	5	9	8	5	8	3	0	0	0	3	1	0	0	0	0	0	127	98	225	56.4	43.6	
Kunahandhoo	0	0	0	0	4	4	10	9	13	7	5	2	7	7	5	5	5	4	8	8	6	7	10	5	5	7	5	3	0	0	2	2	0	0	0	0	85	70	155	54.8	45.2		
Maabaidhoo	0	0	0	0	7	4	5	8	8	9	8	4	9	6	4	6	8	5	9	4	8	12	6	9	4	5	8	6	0	0	0	0	0	0	0	0	84	78	162	51.9	48.1		
Maamendhoo	0	0	0	0	12	11	11	7	6	6	10	11	9	6	8	15	11	7	10	11	9	5	7	4	7	11	8	4	0	0	0	0	0	0	0	0	108	98	206	52.4	47.6		
Mundoo	0	0	0	0	1	0	1	1	1	4	1	1	1	0	2	1	0	2	0	2	2	2	0	1	0	4	1	0	0	0	0	0	0	0	0	0	19	10	29	65.5	34.5		
Total	5	7	7	7	140	141	157	147	167	138	153	141	160	132	155	131	154	126	160	161	178	142	134	134	122	119	113	86	13	18	15	19	0	4	1833	1653	3486	600.7	499.3				

Number of Students by grade and Island

Gaafu Alifu	Early Childhood				Pre School				Primary												Lower Secondary				Secondary				Higher Secondary				SEN		Sub Total		Total	Percentage			
	BN		N		LKG		UKG		GR1		GR2		GR3		GR4		GR5		GR6		GR7		GR8		GR9		GR10		GR11		GR12		M	F	M	F		M	F	M	F
	M	F	M	F	M	F	M	F	M	F	M	F	M	F	M	F	M	F	M	F	M	F	M	F	M	F	M	F	M	F	M	F	M	F	M	F		M	F	M	F
Gemanafushi	1	1	11	14	13	16	19	14	12	11	21	18	25	11	15	14	12	10	22	19	13	11	12	13	12	13	10	14	0	0	0	0	0	0	0	0	198	179	377	52.5	47.5
Vilingili	14	11	12	9	18	19	18	14	30	31	27	36	26	23	28	23	25	23	27	21	29	32	18	22	20	22	19	22	4	3	3	11	0	0	0	0	318	322	640	49.7	50.3
Dhaandhoo	0	0	0	0	9	8	5	11	9	10	8	10	9	12	11	5	16	8	8	9	19	6	11	9	20	18	12	13	0	0	0	0	0	0	0	0	137	119	256	53.5	46.5
Dhevadhoo	0	0	0	0	4	3	4	3	9	2	7	8	5	6	7	9	6	2	6	11	6	5	9	8	0	4	5	4	0	0	0	0	0	0	0	0	68	65	133	51.1	48.9
Kanduhulhudhoo	0	0	0	0	6	4	6	6	5	6	6	8	9	4	7	6	1	7	3	3	3	7	7	4	1	5	3	5	0	0	0	0	0	0	0	0	57	65	122	46.7	53.3
Kolamafushi	0	0	0	0	4	8	5	4	8	5	11	9	2	8	6	5	4	10	7	5	4	9	9	4	8	8	5	0	0	0	0	0	0	0	0	0	77	76	153	50.3	49.7
Maamendhoo	0	0	0	0	13	15	10	15	11	4	11	9	15	13	10	11	14	6	13	14	15	7	15	10	14	8	13	9	0	0	0	0	0	0	0	0	154	121	275	56	44
Nilandhoo	0	0	0	0	4	5	7	5	5	1	5	4	2	5	5	6	3	7	3	8	5	4	8	5	8	5	3	5	0	0	0	0	0	0	0	0	58	60	118	49.2	50.8
Kondey	0	0	0	0	3	0	2	3	6	1	3	2	3	6	4	1	1	3	2	3	0	2	1	4	0	0	0	0	0	0	0	0	0	0	0	25	25	50	50	50	
Total	15	12	23	23	74	78	76	75	95	71	99	104	96	88	93	80	83	70	94	95	95	78	90	84	79	83	73	77	4	3	3	11	0	0	1092	1032	2124	459	441		

ދިވެހިރާއްޖޭގެ ޖުމްހޫރިއްޔާއި ސަރުކާރުގެ ގެޒެޓްގައި ބަޔާންކޮށްފައިވާ ގޮތުގައި

STUDENT ENROLMENT BY ATOLLS, ISLANDS AND LEVEL
2020

Number of Students by grade and Island

Gaafu Dhaalu	Early Childhood				Pre School				Primary								Lower Secondary				Secondary				Higher Secondary				SEN		Sub Total		Total	Percentage					
	BN	N		LKG	UKG		GR1	GR2	GR3	GR4	GR5	GR6	GR7	GR8	GR9	GR10	GR11	GR12	M	F	M	F	M	F	M	F	M	F	M	F	M	F		M	F				
Island	M	F	M	F	M	F	M	F	M	F	M	F	M	F	M	F	M	F	M	F	M	F	M	F	M	F	M	F	M	F	M	F	M	F	M	F			
Thinadhoo	7	5	21	16	42	41	56	49	64	39	60	50	82	67	54	62	58	50	53	61	54	56	47	50	50	49	49	37	13	18	10	11	1	0	721	661	1382	52.1	47.9
Fares Mathoda	0	0	0	0	9	12	10	11	10	7	12	7	12	13	4	5	5	9	11	7	8	10	10	7	8	6	13	8	0	0	0	0	2	1	114	103	217	52.3	47.7
Fiyoari	0	0	0	0	10	7	6	5	6	5	14	5	5	4	12	9	4	8	6	6	10	4	7	1	8	11	8	6	0	0	0	0	0	0	96	71	167	57.5	42.5
Gadhdhoo	0	0	0	0	11	15	14	12	11	15	20	9	18	11	11	11	10	11	17	15	11	7	10	10	12	8	22	9	0	0	0	0	0	0	167	133	300	55.7	44.3
Hodeddhoo	0	0	0	0	10	13	10	9	12	10	9	6	18	11	14	5	13	11	17	18	12	8	12	7	11	5	8	10	0	0	0	0	0	0	146	113	259	56.4	43.6
Madaveli	0	0	0	0	11	9	11	9	13	17	9	17	9	13	23	24	18	8	14	18	12	17	7	10	14	10	13	0	0	0	0	0	0	0	161	162	323	49.8	50.2
Nadella	0	0	0	0	13	4	5	11	6	7	5	1	10	5	8	8	4	6	11	2	5	11	7	8	11	5	6	6	0	0	0	0	0	0	91	74	165	55.2	44.8
Rathafandhoo	0	0	0	0	4	3	6	6	5	3	3	5	5	4	3	2	7	4	6	3	5	6	3	0	5	2	3	3	0	0	0	0	1	0	56	41	97	57.3	42.7
Vaadhoo	0	0	0	0	5	4	9	3	6	8	9	5	6	4	8	5	3	3	8	9	9	6	9	6	8	7	4	3	0	0	0	0	0	0	84	63	147	57.1	42.9
Total	7	5	21	16	115	108	127	115	133	111	141	105	173	128	127	130	128	120	137	135	132	120	122	96	123	107	123	95	13	18	10	11	4	1	1636	1421	3057	493.4	406.6

Number of Students by grade and Island

Gnaviyani	Early Childhood				Pre School				Primary								Lower Secondary				Secondary				Higher Secondary				SEN		Sub Total		Total	Percentage					
	BN	N		LKG	UKG		GR1	GR2	GR3	GR4	GR5	GR6	GR7	GR8	GR9	GR10	GR11	GR12	M	F	M	F	M	F	M	F	M	F	M	F	M	F							
Island	M	F	M	F	M	F	M	F	M	F	M	F	M	F	M	F	M	F	M	F	M	F	M	F	M	F	M	F	M	F	M	F	M	F	M	F			
Fuvammulah	26	26	73	63	76	87	102	83	102	87	100	111	111	90	113	88	134	112	105	116	87	95	74	88	66	75	73	72	17	28	11	29	9	5	1279	1255	2534	50.4	49.6
Total	26	26	73	63	76	87	102	83	102	87	100	111	111	90	113	88	134	112	105	116	87	95	74	88	66	75	73	72	17	28	11	29	9	5	1279	1255	2534	50.4	49.6

Number of Students by grade and Island

Seenu	Early Childhood				Pre School				Primary								Lower Secondary				Secondary				Higher Secondary				SEN		Sub Total		Total	Percentage					
	BN	N		LKG	UKG		GR1	GR2	GR3	GR4	GR5	GR6	GR7	GR8	GR9	GR10	GR11	GR12	M	F	M	F	M	F	M	F	M	F	M	F	M	F							
Island	M	F	M	F	M	F	M	F	M	F	M	F	M	F	M	F	M	F	M	F	M	F	M	F	M	F	M	F	M	F	M	F	M	F	M	F			
Hithadhoo	27	34	69	65	129	108	129	147	139	132	149	122	124	120	147	107	146	140	126	135	123	115	104	97	106	105	111	107	145	177	20	14	0	0	1794	1725	3519	51	49
Feydhoo	0	0	0	0	24	20	20	25	28	26	40	20	31	24	34	31	23	20	25	21	27	28	20	24	22	28	21	26	0	0	0	0	1	1	316	294	610	51.8	48.2
Hulhumeedhoo	0	0	0	0	7	13	8	11	29	22	29	28	27	25	31	31	23	27	30	30	34	19	37	23	20	23	28	28	1	0	6	9	0	0	310	289	599	51.8	48.2
Maradhoo	0	0	15	19	12	17	25	17	16	19	19	18	15	11	23	23	18	18	21	25	29	30	30	34	14	19	16	35	0	0	0	0	0	0	253	285	538	47	53
Maradhoo Feydhoc	0	0	0	0	5	6	6	7	7	6	4	15	5	11	8	6	8	15	9	16	0	0	1	0	0	0	0	0	0	0	0	0	0	0	53	82	135	39.3	60.7
Total	27	34	84	84	177	164	188	207	219	205	241	203	202	191	243	198	218	220	211	227	213	192	192	178	162	175	176	196	146	177	26	23	1	1	2726	2675	5401	240.9	259.1

ދިވެހިސަރުކާރުގެ ގެޒެޓް ގައި ބަޔާންކޮށްފައިވާ ގޮތުން 2020 ވަނަ އަހަރުގެ ދިވެހިރާއްޖޭގެ ސަރުކާރުގެ ޖަނަރަލް ޕްރޮފެޝަނަލް ޕްރޮގްރާމް
STUDENT ENROLMENT OF SCHOOLS IN MALE' BY GRADE AND GENDER
2020

Number of Students by grade and Island

Male' City	Early Childhood		Pre School				Primary										Lower Secondary				Secondary				Higher Secondary				SEN		Sub Total		Total	Percentage					
	BN		N		LKG		UKG		GR1		GR2		GR3		GR4		GR5		GR6		GR7		GR8		GR9		GR10		GR11		GR12			M	F	M	F		
	M	F	M	F	M	F	M	F	M	F	M	F	M	F	M	F	M	F	M	F	M	F	M	F	M	F	M	F	M	F	M	F							
Hulhumalé	93	98	182	170	249	239	274	224	260	236	277	280	301	210	255	228	263	238	273	233	220	218	203	201	201	164	169	163	1	3	0	3	0	0	3221	2908	6129	52.6	47.4
Malé	478	478	846	804	978	978	956	955	960	924	1033	945	1060	1009	1024	959	967	989	978	931	961	917	817	813	825	776	790	739	535	684	450	595	0	0	13658	13496	27154	50.3	49.7
Vilimalé	8	13	38	23	40	46	50	34	31	44	40	24	34	32	29	26	31	36	35	28	31	34	19	19	29	33	32	34	0	0	0	0	0	447	426	873	51.2	48.8	
Total	579	589	1066	997	1267	1263	1280	1213	1251	1204	1350	1249	1395	1251	1308	1213	1261	1263	1286	1192	1212	1169	1039	1033	1055	973	991	936	536	687	450	598	0	0	17326	16830	34156	154.1	145.9